

SGNP Accommodation Booking



Step 1 : Visit sgnp.maharashtra.gov.in website for SGNP accommodation Booking

Step 2 : Click on **Online Booking**

Sanjay Gandhi National Park

SANJAY GANDHI NATIONAL PARK
MUMBAI

- Home
- About Us ▾
- NIC ▾
- Activities and Facilities ▾
- Gallery ▾
- Biodiversity ▾
- Online Booking
- Important Links ▾
- Tenders
- RTI
- Contact Us



An exceptional wilderness, The Sanjay Gandhi National Park (SGNP) is spread over 103 Sq. Km. and is wedged between the suburbs of Mumbai and Thane.

IMAGE: SUNJOY MOH

URL for SGNP Accommodation Booking : sgnpaccommodation.mahaonline.gov.in

The screenshot displays the website for Sanjay Gandhi National Park. At the top left is the SGNP logo with the text "Sanjay Gandhi National Park" and "MUMBAI". To the right, there is a "For Support" section with icons for a white dove, a telephone, an envelope, and a document. Further right are the State Emblem of India and the Ashoka Lion Capital, with the motto "सत्यमेव जयते" below them. A green navigation bar contains the links: HOME, GALLERY, CONTACT, and USER MAUNAL. Below this is a large horizontal gallery image of a lush green park with trees, benches, and a building. Navigation arrows and a play button are visible below the gallery. On the bottom left, there is a smaller image of a tent. The main content area features the heading "Sanjay Gandhi National Park" and a paragraph: "To enhance the nature experience for Mumbaikars' and other visitors, the management has also come up with a well executed, comfortable and well-served tented accommodations. These tents can be rented out and one can enjoy camping out in the wilds of SGNP. The stay in these tents can be further enhanced by organizing tailor made nature appreciation events like treks, slide shows, star gazing sessions by contacting the Nature Information Center (NIC)." On the bottom right, there is a green "Online Booking" form with fields for "User :" and "Password :", and a red "Login" button.

SGNP
Sanjay Gandhi National Park
MUMBAI

For Support

HOME GALLERY CONTACT USER MAUNAL

Sanjay Gandhi National Park

To enhance the nature experience for Mumbaikars' and other visitors, the management has also come up with a well executed, comfortable and well-served tented accommodations. These tents can be rented out and one can enjoy camping out in the wilds of SGNP. The stay in these tents can be further enhanced by organizing tailor made nature appreciation events like treks, slide shows, star gazing sessions by contacting the Nature Information Center (NIC).

Online Booking

User :

Password :

Login

For First Time User – click the link “Register”

The screenshot displays the website for Sanjay Gandhi National Park. At the top left is the SGNP logo with the text "Sanjay Gandhi National Park" and "MUMBAI". To the right, there is a "For Support" section with icons for WhatsApp, email, and a contact form, along with the Ashoka Lion Capital and the national emblem. A green navigation bar contains links for HOME, GALLERY, CONTACT, and USER MAUNAL. Below this is a large gallery image of a tented accommodation in a lush forest. Underneath the gallery are navigation arrows and three dots. The main content area features a smaller image of a tent, the title "Sanjay Gandhi National Park", and a paragraph describing the tented accommodations. To the right is an "Online Booking" form with fields for "User" and "Password", a "Login" button, a "Forgot Password" link, and a "New User? Please Register" link. A blue callout box with the text "Register" is positioned over the "New User? Please Register" link.

SGNP
SANJAY GANDHI NATIONAL PARK
MUMBAI

Sanjay Gandhi National Park

For Support

HOME GALLERY CONTACT USER MAUNAL

Sanjay Gandhi National Park

To enhance the nature experience for Mumbaikars' and other visitors, the management has also come up with a well executed, comfortable and well-served tented accommodations. These tents can be rented out and one can enjoy camping out in the wilds of SGNP. The stay in these tents can be further enhanced by organizing tailor made nature appreciation events like treks, slide shows, star gazing sessions by contacting the Nature Information Center (NIC).

Online Booking

User :

Password :

Login

Forgot Password

New User? Please [Register](#)

“Register”

For Registration Add Following Details : User ID, Salutation, First Name, Last Name, Date of Birth, Gender
(Note : **E-mail ID is very important to get Password**)

REGISTRATION FORM

PERSONAL DETAILS

User Id *	Salutation *	First Name *	Last Name *
<input type="text"/>	Mr <input type="button" value="v"/>	<input type="text"/>	<input type="text"/>
Date Of Birth *	Gender *		
<input type="text"/>	Male <input type="button" value="v"/>		

RESIDENTIAL DETAILS

Address Line 1 *	Country *
<input type="text"/>	--Select-- <input type="button" value="v"/>
Nationality *	Identity Number *
INDIA <input type="button" value="v"/>	<input type="text"/>
PIN/Zip *	
<input type="text"/>	
E-mail id *	
<input type="text"/>	

Thank you for Registration.
User name and password sent to your email-ID.

[Login Now](#)

* Fields are mandatory

Submit

Cancel

Step 3 : Enter Login Credentials (User ID, Password)

The screenshot displays the website for Sanjay Gandhi National Park (SGNP). At the top left is the SGNP logo with the text "Sanjay Gandhi National Park" and "MUMBAI". To the right of the logo is a navigation menu with links for "HOME", "GALLERY", "CONTACT", and "USER MAUNAL". Further right is a "For Support" button with icons for WhatsApp, email, and a contact form. On the far right are the State Emblem of India and the motto "सत्यमेव जयते".

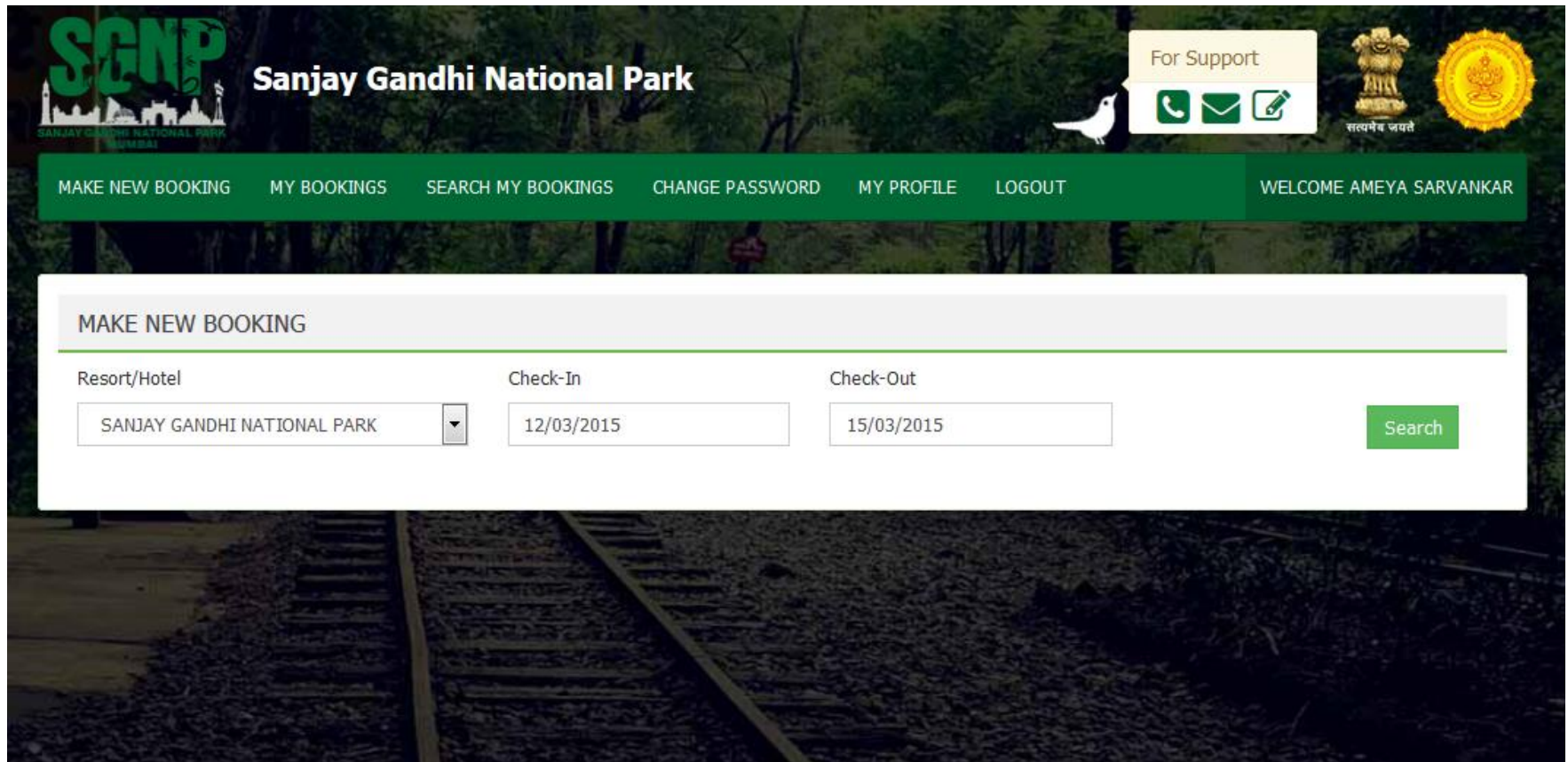
The main content area features a large image of a park with trees and a building. Below this image are navigation controls (left, right, and pause icons) and three dots. In the bottom right corner, there is a "Online Booking" form with the following fields:

- User :** A text input field.
- Password :** A password input field with a visibility toggle icon.
- Login** button.

Below the main image, there is a smaller image of a tented accommodation. To its right is the heading "Sanjay Gandhi National Park" and a paragraph of text:

To enhance the nature experience for Mumbaikars' and other visitors, the management has also come up with a well executed, comfortable and well-served tented accommodations. These tents can be rented out and one can enjoy camping out in the wilds of SGNP. The stay in these tents can be further enhanced by organizing tailor made nature appreciation events like treks, slide shows, star gazing sessions by contacting the Nature Information Center (NIC).

Step 4 : Select **Park Name** and **Check In – Check Out Date**, Click **Search** to see Accommodation Availability



The screenshot displays the website for Sanjay Gandhi National Park. At the top left is the logo for Sanjay Gandhi National Park, Mumbai. The main header reads "Sanjay Gandhi National Park". On the right, there is a "For Support" button with icons for WhatsApp, email, and a contact form. Below this are the national emblem and the state emblem of Maharashtra with the motto "सत्यमेव जयते". A green navigation bar contains the following links: MAKE NEW BOOKING, MY BOOKINGS, SEARCH MY BOOKINGS, CHANGE PASSWORD, MY PROFILE, and LOGOUT. On the right side of this bar, it says "WELCOME AMEYA SARVANKAR". Below the navigation bar is a white box titled "MAKE NEW BOOKING". Inside this box, there are three input fields: "Resort/Hotel" with a dropdown menu showing "SANJAY GANDHI NATIONAL PARK", "Check-In" with the date "12/03/2015", and "Check-Out" with the date "15/03/2015". A green "Search" button is located to the right of these fields.

Step 4 : Select **Room Type & Number of Rooms, No. of Person** will be default

Step 5 : Click on Select Rooms **check box** to Book Room

The screenshot shows the booking interface for Sanjay Gandhi National Park. At the top, there is a navigation bar with options: MAKE NEW BOOKING, MY BOOKINGS, SEARCH MY BOOKINGS, CHANGE PASSWORD, MY PROFILE, and LOGOUT. A user is logged in as WELCOME AMEYA SARVANKAR. A 'For Support' button with icons for phone, email, and chat is also present. The main booking form includes fields for Resort/Hotel (SANJAY GANDHI NATIONAL PARK), Check-In (15/03/2015), and Check-Out (18/03/2015), with a Search button. Below this, a summary bar shows 'TOTAL AMOUNT: 300' and a 'Book' button. The room selection table is as follows:

Room Type	Rooms	Room Price	Select Rooms
Tent Check Availability & Details	No. of Rooms: <input type="text" value="1"/> (MaxRoom:5)	No. of Person: <input type="text" value="2"/>	₹ 300.00 <input checked="" type="checkbox"/>
Tent(AC) Check Availability & Details	No. of Rooms: <input type="text"/> (MaxRoom:5)	No. of Person: <input type="text"/>	<input type="checkbox"/>

Step 6 : Enter **Traveler Details** to Book Ticket & Click on **Proceed** tab


The screenshot displays the booking interface for Sanjay Gandhi National Park. At the top left is the logo for Sanjay Gandhi National Park, Mumbai. The main header area includes the text "Sanjay Gandhi National Park" and a "For Support" button with icons for WhatsApp, email, and a contact form. To the right are the national emblem and the motto "सत्यमेव जयते". A green navigation bar contains links: "MAKE NEW BOOKING", "MY BOOKINGS", "SEARCH MY BOOKINGS", "CHANGE PASSWORD", "MY PROFILE", "LOGOUT", and "WELCOME AMEYA SARVANKAR".

The main content area is divided into two panels:




- TRAVELER DETAILS:** This panel contains several input fields:
 - Title: A dropdown menu with "Mr" selected.
 - Tourist Name: A text input field.
 - Gender: A dropdown menu with "--Select Gender" selected.
 - Age: A text input field.
 - Nationality: A dropdown menu with "INDIA" selected.
 - Identity Type: A dropdown menu with "Adhaar Card" selected.
 - Identity Number: A text input field.
 - Address: A large text area for the address.
- BOOKING DETAILS:** This panel shows the booking information:
 - Forest Name: **SANJAY GANDHI NATIONAL PARK**
 - Check In: **18/03/2015**
 - Check Out: **21/03/2015**
 - Accommodation Type: A dropdown menu with "Tent" selected.
 - Mol Charges: ₹ 11.24 (displayed in a green button)
 - Price: ₹ 311.24 (displayed in a green button)



At the bottom left, there is a note: "* Marked are compulsory". At the bottom of the form are two buttons: "Proceed" and "Cancel".

Payment Confirmation Window for User & Click on **Make Payment tab** for Online payment



Sanjay Gandhi National Park

For Support   



सत्यमेव जयते

MAKE NEW BOOKING MY BOOKINGS SEARCH MY BOOKINGS CHANGE PASSWORD MY PROFILE LOGOUT WELCOME AMEYA SARVANKAR

PAYMENT DETAILS

Booking Transaction Id	Transaction Date	Status	Tourist Name
BK40005	10/03/2015	Available	Ameya Sarvankar
Tourist Address	Resort	Address	Phone No
Sanpada	SANJAY GANDHI NATIONAL PARK	Sanjay Gandhi National park,Mumbai	22 23631433
Total Days	Check in Date & Time	Checkout Date & Time	Mol Charges
3	18/03/2015	21/03/2015	11.24
Total Amount Paid			
311.24			

ACCOMMODATION DETAILS

Accommodation Type	No. of Rooms	No. of Persons	Total Tariff (INR)
Tent	1	2	300.00

[Make Payment](#) [Cancel](#)

Step 7 : User can pay the fees through **Online Payment Gateway**

Net Banking

Credit/Debit Card

IMPS

- Rs 5 for transaction amount up to Rs. 500
- Rs 10 per transaction for payment from 500 and above.

Pay Gov India (All Major Banks), NDML for Govt. of India



Pay Gov India (All Banks) ▶

- Rs.5 for per transaction payment

ICICI Net Banking ▶

- Rs 2.5 for per transaction payment

Yes Bank Net Banking ▶

Payment Details



The image shows a payment summary card with a blue background and a yellow sticky-note-like area for details. On the left, there is a graphic of several credit cards, including Visa and Direct. The main title is 'Payment Details'. The details are as follows:





Name	: Ameya Sarvankar
Selected Service	: FDCM Booking
Application Number	: BK40005
Charges (in Rs.)	: 311.24
Portal Fees (in Rs.)	: 0.00
Total Amount (in Rs.)	: 311.24
Payment Mode	: PAYU Bank Net Banking

Proceed for Payment

Enter card details to **Accommodation Ticket**

Choose a payment method

- Credit Card
- Debit Card
- Net Banking
- EMI
- Cash Card
- 11% DISCOUNT** PayUMoney
- COD

Card Type    

Card Number

Name on Card

CVV Number [What is CVV number?](#)

Expiry Date Month Year

Note: In the next step you will be redirected to your bank's website to verify yourself.

[Pay Now](#) or [Click here to go back](#)

Note: Making Payment on PayU is 100% safe. Your transaction is processed through a secure https internet connection based on secure socket layer technology.



Click on **Print** Tab or Collect Receipt from **My Bookings** Tab

The screenshot displays the Sanjay Gandhi National Park website interface. At the top left is the logo for Sanjay Gandhi National Park, Mumbai. The main header area includes navigation links: MAKE NEW BOOKING, MY BOOKINGS, SEARCH MY BOOKINGS, CHANGE PASSWORD, MY PROFILE, and LOGOUT. On the right side of the header, there is a 'For Support' section with icons for WhatsApp, email, and a contact form, along with the national emblem and the motto 'Satyameva Jayate'. A user greeting 'WELCOME AMEYA SARVANKAR' is visible on the far right. The main content area features a 'Transaction Status' tab. A central message box with a dashed border contains the following text: 'Thank you. Your payment has been successfully received with the following details.' Below this message, the following transaction details are listed: Transaction Status : Success, Application Id : BK40005, Receipt No: 107434, Transaction ID : 150310379600107434, Transaction Reference Number : 403993715511337958, Transaction Date and Time : 10/03/2015 03:14:43, Bank Reference Number : 7132925211550691, and Payment Amount(Rs.) : 311.24. At the bottom of the message box, there are two buttons: 'Print' and 'OK'.

Sanjay Gandhi National Park

For Support

MAKE NEW BOOKING MY BOOKINGS SEARCH MY BOOKINGS CHANGE PASSWORD MY PROFILE LOGOUT WELCOME AMEYA SARVANKAR

Transaction Status

Thank you. Your payment has been successfully received with the following details.

Transaction Status : Success
Application Id : BK40005
Receipt No: 107434
Transaction ID : 150310379600107434
Transaction Reference Number : 403993715511337958
Transaction Date and Time : 10/03/2015 03:14:43
Bank Reference Number : 7132925211550691
Payment Amount(Rs.) : 311.24

Print OK

THANK YOU !!!